

Key Specifications

- Up to 800 Mbps for 2.4 GHz radio
- Up to 1.733 Gbps for 5 GHz radio
- 802.11ac Wave 2 support
- 4x4 MU-MIMO with four spatial streams per radio
- Third 2x2 MIMO radio for dedicated RF and WIPS scanning
- Ten integrated omnidirectional antennas
- 20/40/80/80+80 MHz channel width support
- 2x Gigabit Ethernet port
- Full operational capacity with 802.3at PoE+
- Wall and ceiling mounting support

Key Features

- 100% controller-free
- Zero-touch deployment through automatic cloud activation and configuration
- Cloud-defined operating modes for dedicated access, dedicated security or dual-mode
- Support for up to eight distinct SSIDs per radio
- Integrated firewall, traffic shaping, QoS and BYOD controls per SSID
- Dynamic RF optimization through smart steering, band steering and optimal channel selection
- Automated device access logging
- Non-WiFi VLAN monitoring for extended rogue access point detection
- Third party analytics integration for real-time data transfer
- Self-healing wireless mesh networking

Ultimate Blend of High Performance and Full-Time Security

The Arista C-130-EG is an enterprise-grade 4x4 MU-MIMO tri-radio 802.11ac access point with dual concurrent 5 GHz and 2.4 GHz band radios supporting 802.11a/n/ac Wave 2, 802.11b/g/n, four spatial streams, and data rates of up to 1.733 Gbps and 800 Mbps, respectively. It is the only access point today that contains a third 2x2 MIMO 802.11ac radio for dedicated multi-function scanning.

Why Choose the C-130-EG?

The C-130-EG is the only access point that provides consistent, high performance access with automatic, over-the-air threat prevention. The C-130-EG removes the need to sacrifice application performance for high security, and is a must for all critical, high-density networks that expect a high volume of diverse clients with diverse needs. Common deployment scenarios include large schools, large remote offices, auditoriums, meeting rooms, and enterprise campuses. With its Wave 2 chipset, the C-130-EG takes advantage of the latest modulation and beamforming techniques that transform WiFi networks and offer the speeds and reliability once thought only possible over the wire. Best of all, the C-130-EG offers this best-in-class performance at a similar cost to competitive 802.11ac Wave 1 and Wave 2 access points.

Arista Cloud Managed WiFi

The C-130-EG is an Arista Cloud-managed platform and leverages a purpose built cloud architecture to produce enterprise-grade wireless networks for every application required, ensuring high reliability through an approach that is automated, scalable, secure and cost effective.

What Really Matters

The future of WiFi requires intelligent, self-reliant access points that support high-performing, highly reliable networks without the need for antiquated controllers. This approach removes the complexity, instability and high costs associated with enterprise WiFi today.



Arista C-130-EG

Access

The C-130-EG creates WiFi networks that require less time and resources to deploy and maintain compared to traditional devices, resulting in significant cost savings.

- Plug and play provisioning using either Cloud or On-premise deployments - Arista Access Points take less than two minutes to activate and configure after connecting to the cloud
- Support for up to eight individual SSIDs per radio providing maximum flexibility in network design
- Network controls like NAT, Firewall and QoS implemented at the Access Point, ensuring faster and more reliable networks
- Continuous scanning of all 2.4 GHz and 5 GHz channels by a dedicated 2x2 third radio provides a dynamic, 360 degree view of the RF environment to assist in RF optimization and client handling
- Network availability and performance assurance using the third radio as a client to conduct on-demand and scheduled connectivity and performance tests
- Smart steering addresses sticky client issues by automatically pushing clients with low data rates to a better access point
- Band steering manages channel occupancy, pushing clients to the 5 GHz channel for optimal throughput
- Smart load balancing distributes load evenly across neighbouring APs to optimize the use of network resources
- Arista Wi-Fi's distributed data plane architecture continues to serve users and secure the network even if connection with the management plane is interrupted
- Interference avoidance from LTE/3G small/macro cells in commonly used TDD/FDD frequency bands

Security

The C-130-EG offers complete visibility and control of the wireless airspace that keeps the integrity of the network in check and actively protects users without manual intervention.


- Every Arista access point is equipped with the industry's only fully integrated wireless intrusion prevention capabilities
- Runs complete spectrum scans while simultaneously serving wireless clients with dedicated third radio
- Arista's patented Marker Packets™ are used to accurately detect access points on any network with the fewest false positives in the industry
- Third radio used as a dedicated security sensor for 24x7x365 scanning and automated over-the-air (OTA) prevention
- VLAN monitoring enables a virtual connection to non-WiFi networks for complete network rogue detection and prevention
- Automatic prevention combines over-the-wire and over-the-air techniques to keep unauthorized clients off network and authorized clients on it
- Access points continue to scan for wireless threats and enforce security policy even if their connection with the cloud is interrupted

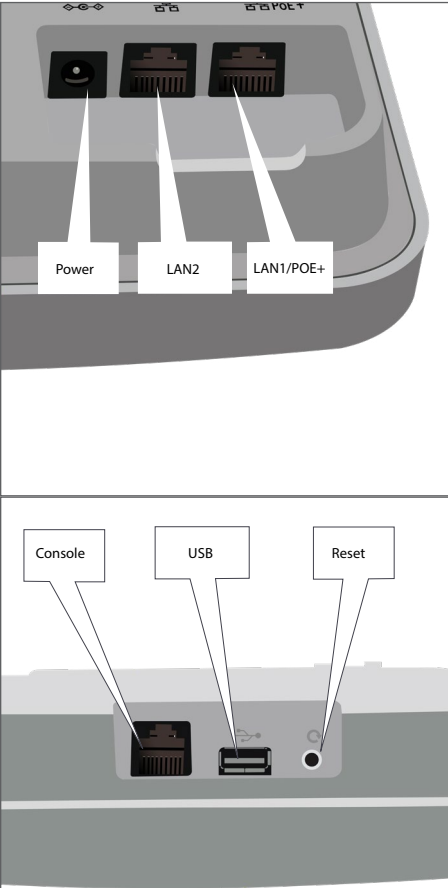
Analytics

The C-130-EG collects massive amounts of data and supports immersive guest network experiences that develop and reinforce the relationship between them and the brand.

- Reports of customer footfall, demographic, loyalty and other analytics provide insightful and actionable information.
- Supports proximity marketing programs that trigger when certain devices are present, which includes automatic messaging via MMS in-browser notifications and real time notifications sent to 3rd party systems that alert to the presence of enrolled devices.

Physical Specifications

	Property	Specification		
	Physical Dimensions	220mm x 220mm x 52mm/8.7" X 8.7" X 2.0"		
	Weight	1.390kg / 3lb		
	Operating Temperature	0°C – 40°C (32°F – 104°F)		
	Storage Temperature	-25°C – 75°C (-13°F – 167°F)		
	MTBF	662,479 hr @ 40°C 1,320,756 hr @ 25°C		
	Humidity	0-95% non-condensing		
	Max power consumption	21.5W (802.3at)	12.95W (802.3af)	
		19.5W (DC plug)	8W (idle)	
	Chipset	Qualcomm QCA9994		
Processor and RAM	Qualcomm IPQ8064 1.4GHz dual core ARM processor with 256 MB RAM and 128 MB Flash			

	Port	Description	Connector Type	Speed/Protocol
	Power	12V DC 2A	5.5 mm overall diameter/2.1 mm center pin/hole	N/A
	LAN2	Gigabit Ethernet port that can be used for wired extension for an SSID.	RJ-45	10/100/1000 Mbps Gigabit Ethernet
	LAN1/PoE+	Gigabit Ethernet port used to connect to the wired LAN and communicate with the Arista Cloud or Server. This port can also be used to power the device using the 802.3at (PoE+)/ 802.3af (PoE) standard.	RJ-45	10/100/1000 Mbps Gigabit Ethernet 802.3af/at Class 0 PoE/PoE+ PoE input voltage: 48V If using PoE (802.3af): <ul style="list-style-type: none"> • USB port and LAN2 port disabled • 2.4 GHz radio - 1x1 mode with 15 dBm transmit power • 5 GHz radio - 2x2 mode with 18 dBm transmit power • Third radio - 1x1 mode
	Console	Establish 'config shell' terminal session via serial connection	RJ45	<ul style="list-style-type: none"> • RS 232 Serial (115200 bits per second) • Data bits:8; Stop bits: 1 • Parity: None • Flow Control: None
	USB	USB 2.0 port	Not in use	Not in use
	Reset	Reset to factory default settings	Pin hole push button	Hold down and power cycle the device to reset

Operational Specifications

Input Power	12V DC (5.5mm overall diameter/2.1 mm center pin/hole)/802.3af (PoE)/802.3at (PoE+)
Number of Radios	3 radios; One 2.4GHz and 5GHz radio each for simultaneous dual band client access. Dual band 2x2 third radio for smart scanning, for both WIPS and RF Optimization
Max Clients Supported	512 clients per radio (dependent upon use cases)
MIMO	4 X 4 for 2.4/5GHz Radios, 2 X 2 for Scanning Radio
Number of Spatial Streams	4 for 2.4/5GHz Radios, 2 for Scanning Radio
RF Transmit Power	27dBm per radio (max); Actual power for Tx will depend on Country Regulatory Domain
80+80MHz Non-Contiguous Channel Bonding	Yes
Simultaneous MU-MIMO Clients	64
Users in a MU-MIMO group with a 2x2 client	3
Bandwidth Agility	Yes
3G/4G Macro and Small Cells Interference Mitigation	Supported
Frequency Bands	2.4-2.4835 GHz, 5.15-5.25 GHz; (UNII-1), 5.25-5.35 GHz
Dynamic Frequency Selection	Supported in compliance to all latest amendments from FCC, CE, IC, CB, TELEC, KCC regarding certifications.

WiFi Specifications

IEEE 802.11a/n/ac		
Frequency Band	Scanning	Transmission
	Egypt	Egypt
	5.15 ~ 5.25 GHz 5.25 ~ 5.35 GHz	5.15 ~ 5.25 GHz 5.25 ~ 5.35 GHz
Dynamic Frequency Selection	DFS and DFS2	
Modulation Type	OFDM	
Peak Data Rates	Up to 1.7 Gbps (MCS 0-31)	
Antenna	Integrated modular high efficiency PIFA antenna x4 (peak gain: 5.75 dBi)	

IEEE 802.11b/g/n		
Frequency Band	Scanning	Transmission
	Egypt	Egypt
	2400 ~ 2483.5 MHz	2400 ~ 2483.5 MHz
Modulation Type	DSSS, OFDM	
Peak Data Rates	Up to 800 Mbps (MCS 0-31)	
Antenna	Integrated modular high efficiency PIFA antenna x4 (peak gain: 4.84 dBi)	

**Maximum Aggregate Transmit Power
For 5GHz**

MCS Index	Transmit Power(dBm)
802.11a (legacy)	
6Mbps	27
36Mbps	25
48Mbps	24
54Mbps	24
802.11n HT20 (legacy)	
MCS 0,1,8,9,16,17, 24,25	27
MCS 2,3,10,11,18,19,26,27	26
MCS 4, 5, 12, 13, 20, 21, 28, 29	25
MCS 6, 14, 22, 30	24
MCS 7, 15, 23, 31	23
802.11n HT40	
MCS 0,1,8,9,16,17,24,25	25
MCS 2,3,10,11,18,19,26,27	24
MCS 4,5,12,13,20,21,28,29	23
MCS 6,7,14,15,22,23,30,31	22
802.11ac 256QAM VHT80	
3/4 Code Rate	21

For 2.4GHz

MCS Index	Transmit Power(dBm)
802.11b (legacy)	
1Mbps - 11Mbps	27
802.11g (legacy)	
6Mbps	27
54Mbps	24
802.11n HT20 (legacy)	
MCS 0,1,8,9,16,17, 24,25	27
MCS 2,3,10,11,18,19,26,27	26
MCS 4, 5, 12, 13, 20, 21, 28, 29	25
MCS 6, 14, 22, 30	24
MCS 7, 15, 23, 31	23
802.11n HT40	
MCS 0,1,8,9,16,17,24,25	25
MCS 2,3,10,11,18,19,26,27	24
MCS 4,5,12,13,20,21,28,29	23
MCS 6,7,14,15,22,23,30,31	22

Note:

The actual transmit power will be the lowest of:

- Value specified in the Device Template
- Maximum value allowed in the regulatory domain
- Maximum power supported by the radio

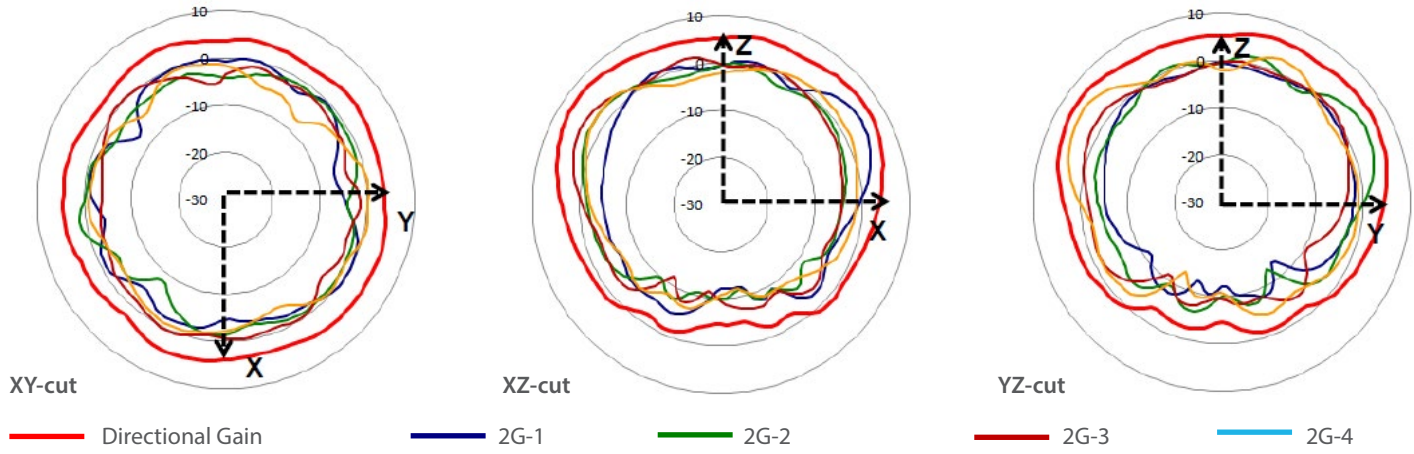
Receive Sensitivity
For 5GHz

MCS Index	Receive Sensitivity
802.11a (legacy)	
6Mbps	-91
36Mbps	-78
48Mbps	-75
54Mbps	-73
802.11n HT20 (legacy)	
MCS 0,8	-91
MCS 1,9	-88
MCS 2,10	-85
MCS 3,11	-81
MCS 4,12	-77
MCS 5,13	-74
MCS 6,14	-72
MCS 7,15	-71
802.11n HT40	
MCS 0,8	-87
MCS 1,9	-85
MCS 2,10	-82
MCS 3,11	-78
MCS 4,12	-74
MCS 5,13	-70
MCS 6,14	-69
MCS 7,15	-68
802.11ac 256QAM VHT80	
MCS 0	-84
MCS 1	-82
MCS 2	-79
MCS 3	-75
MCS 4	-71
MCS 5	-67
MCS 6	-66
MCS 7	-65
MCS 8	-60
MCS 9	-58

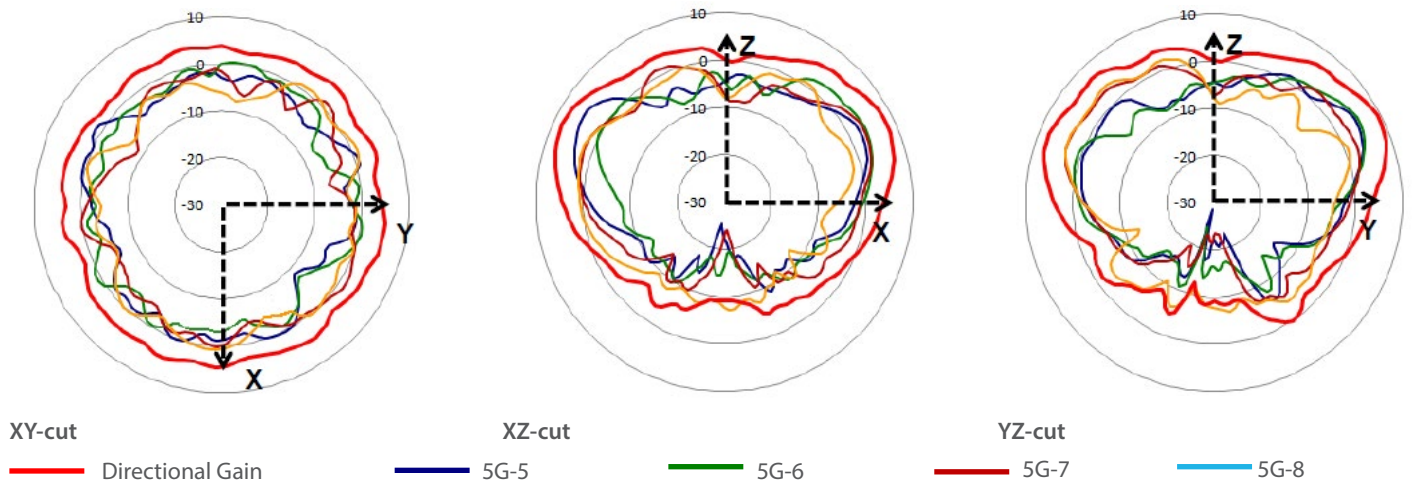
For 2.4GHz

MCS Index	Receive Sensitivity
802.11b	
Mbps	-94
11Mbps	-86
802.11g	
6Mbps	-90
24Mbps	-81
36Mbps	-78
48Mbps	-74
54Mbps	-73
802.11n HT20	
MCS 0,8	-90
MCS 1,9	-87
MCS 2,10	-84
MCS 3,11	-80
MCS 4,12	-77
MCS 5,13	-73
MCS 6,14	-71
MCS 7,15	-69
802.11n HT40	
MCS 0,8	-86
MCS 1,9	-84
MCS 2,10	-81
MCS 3,11	-77
MCS 4,12	-74
MCS 5,13	-70
MCS 6,14	-68
MCS 7,15	-66

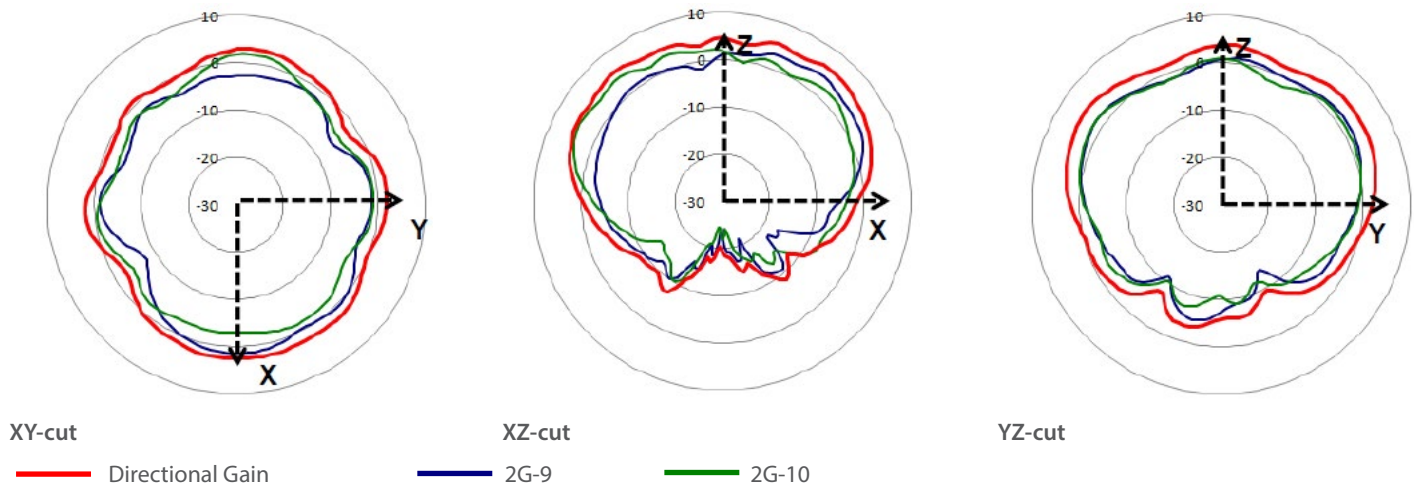
Radiation Pattern for 2G antennas (Ant 1, 2, 3, 4)



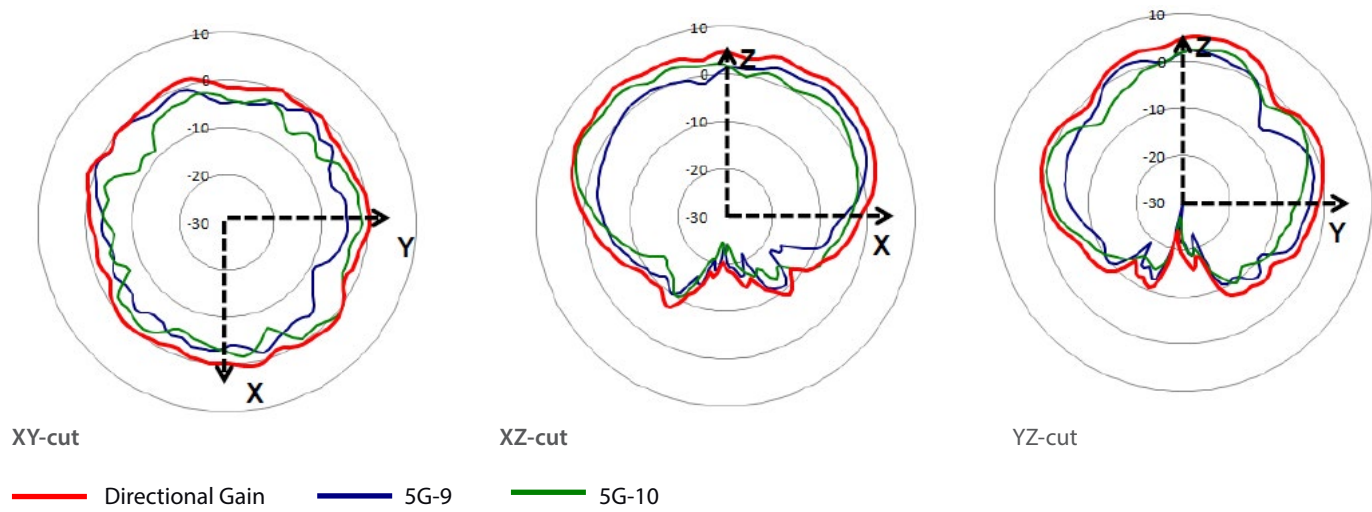
Radiation Pattern for 5G antennas (Ant 5,6,7,8)



Radiation Pattern for 2G antennas (Ant 9,10)



Radiation Pattern for 5G antennas (Ant 9,10)



Regulatory Specifications

RF, Electromagnetic Compatibility (EMC)

Country	Certification
USA	FCC Part 15.247, 15.407, 15B
Canada	ICES-003, RSS-247, RSS-102
Europe	CE EN 300 328, EN 301 893, EN 301 489 , EN 55032, EN 55024

Safety & Environmental

Country	Certification
USA, Canada	UL/cUL 60950
European Union (EU)	EN 60950 RoHS
Taiwan	CNS 14336, CNS 15663 RoHS

*For complete country certification records, please visit the site: <https://www.arista.com/en/support/product-certificate>

Ordering Information

Access Point

Part Number	Description
AP-C130-SS-5Y	C-130-EG 4x4:4 tri radio 802.11ac Wave-2 access point with internal antennas and 5 year Cognitive Cloud SW Subscription
AP-C130-SS-3Y	C-130-EG 4x4:4 tri radio 802.11ac Wave-2 access point with internal antennas and 3 year Cognitive Cloud SW Subscription
OEM-AP-C130-EG	Non-discountable purchase via OEM. C-130-EG 4x4:4 tri radio 802.11ac Wave-2 access point with internal antennas
AP-C130-EG	Non-discountable purchase via OEM. EGYPT Reg Domain ONLY. C-130-EG 4x4:4 tri radio 802.11ac Wave-2 access point with internal antennas

Mounting Options

Part Number	Description
MNT-AP-24MM	Non-discountable purchase via OEM. AP mount kit for Prelude (24mm, 15/16") T-grid rails for C-100, C-110, C-120, C-130-EG and C-250
MNT-AP-15MM	Non-discountable purchase via OEM. AP mount kit for Suprafine (15mm, 9/16") T-grid rails for C-100, C-110, C-120, C-130-EG and C-250
MNT-AP-INTSIL	Non-discountable purchase via OEM. AP mount kit for Interlude and Silhouette T-grid rails for C-100, C-110, C-120, C-130-EG and C-250
MNT-AP-FLAT-19CM	Non-discountable purchase via OEM. AP mount kit for flat surface installation (wall, hard ceiling) for C-120 and C-130-EG

Power

Part Number	Description
PWR-AP-W4	Non-discountable purchase via OEM. Universal AC power supply for all APs except for C-110
PWR-AP-W2	Non-discountable purchase via OEM. Universal AC power supply for C-120, C-130-EG, W-118 and C-100

Headquarters

5453 Great America Parkway
 Santa Clara, California 95054
 408-547-5500

Support

support@arista.com
 408-547-5502
 866-476-0000

Sales

sales@arista.com
 408-547-5501
 866-497-0000

www.arista.com