

Date: July 9, 2024

Revision	Date	Changes
1.0	July 9, 2024	Initial release
1.1	Dec 23, 2024	Update Vulnerability Assessment for EAP and accounting, Update fixed EOS release

The CVE-ID tracking this issue: CVE-2024-3596

CVSSv3.1 Base Score: 9.0

(CVSS:3.1/AV:N/AC:H/PR:N/UI:N/S:C/C:H/I:H/A:H/E:P/RL:O/RC:C/CR:H/IR:H/AR:H)

Common Weakness Enumeration: [CWE-924](#): Improper Enforcement of Message Integrity During Transmission in a Communication Channel

This vulnerability is being tracked by BUG1130020 (EOS) and BUG960295 (all other products)

Description

Arista Networks is providing this security update in response to the following publicly disclosed security vulnerability related to the RADIUS protocol. This vulnerability is a result of a design flaw in the RADIUS protocol. It allows a skilled attacker who can read and modify RADIUS packets in the network to forge responses from the RADIUS server to the client. In this way the attacker can cause any user to be authenticated and can give almost any authorization to any user.

Vulnerability Assessment

Affected Software and Platforms

EOS Products

- The following EOS products running versions 4.34.0F and older are affected:
 - 710/710X Series
 - 720D Series
 - 720XP/722XPM Series
 - 750X Series
 - 7010 Series
 - 7010X Series
 - 7020R Series
 - 7130 Series running EOS
 - 7150 Series
 - 7160 Series
 - 7170 Series

- 7050X/X2/X3/X4 Series
- 7060X/X2/X4/X5/X6 Series
- 7250X Series
- 7260X/X3 Series
- 7280E/R/R2/R3/R4 Series
- 7300X/X3 Series
- 7320X Series
- 7358X4 Series
- 7368X4 Series
- 7388X5 Series
- 7500E/R/R2/R3 Series
- 7800R3/R4 Series
- 7700R4 Series
- AWE 5000 Series
- AWE 7200R Series
- CloudEOS
- cEOS-lab
- vEOS-lab

WI-FI Access Points

All versions, present and future, are affected if they are running the affected configuration (RADIUS without RadSec)

- Arista Wireless Access Points

Cloudvision Products

All versions of the following products are affected if they are running the affected configuration.

- CloudVision CUE, virtual appliance or physical appliance
- CloudVision Portal, virtual appliance or physical appliance

Arista 7130 Systems running MOS

All versions of the following products are affected if they are running the affected configuration

- Arista 7130 Systems running MOS

DMF/CCF/MCD

All versions of the following products are affected if they are running the affected configuration.

- Arista Converged Cloud Fabric, DANZ Monitoring Fabric, and Multi-Cloud Director

(Formerly Big Switch Nodes for BCF and BMF)

Arista Edge Threat Management - Arista NG Firewall

All versions of the following products are affected if they are running the affected configuration.

- Arista Edge Threat Management - Arista NG Firewall

Unaffected Platforms

The following product versions and platforms **are not** affected by this vulnerability:

- CloudVision CUE cloud service delivery (RADIUS is not used in this product)
- CloudVision eXchange, virtual or physical appliance (Connections are secured through TLS)
- CloudVision as-a-Service (RADIUS is not supported in this product)
- CloudVision AGNI - Cloud service delivery (RADIUS is always used over TLS in this product)
- CloudVision AGNI - Virtual or physical appliance (RADIUS is always used over TLS in this product)
- Arista Network Detection and Response (NDR) Security Platform (Formerly Awake NDR) (RADIUS is not used in this product)
- Arista Edge Threat Management - Arista Micro Edge (Formerly Untangle) (RADIUS is not used in this product)
- Arista NetVisor OS, Arista NetVisor UNUM, and Insight Analytics (Formerly Pluribus) (RADIUS is not used in this product)
- VeloCloud Orchestrator (Formerly VeloCloud Orchestrator by Broadcom) (RADIUS is not used in this product)
- VeloCloud Gateway (Formerly VeloCloud Gateway by Broadcom) (RADIUS is not used in this product)
- VeloCloud Edge (Formerly VeloCloud Edge by Broadcom) (RADIUS is only used for 802.1X authentication which is not affected by the vulnerability)

Required Configuration for Exploitation

Configuration is generally affected if all of the following are true:

1. RADIUS is configured.
2. RADIUS is configured without using RadSec (RADIUS over TLS).
3. RADIUS is used for non-EAP authentication (RADIUS PAP/CHAP/MS-CHAP) or standard RADIUS authorization (Access-Request/Accept/Reject).

Configurations are generally unaffected if at least one of the following is true:

1. RADIUS is not configured
2. RADIUS is used with RadSec
3. RADIUS is used exclusively for EAP-based 802.1X authentication (EAPOL or MAC-based 802.1X), or only used for CoA/Disconnect (CoA/DM) or accounting (i.e., not used for non-EAP authentication or standard authorization decisions).

Arista EOS-based products

EOS is affected if RADIUS is configured as the authentication or authorization provider without RadSec.

To confirm if this is the case, multiple conditions must be met:

First, EOS is affected if it is configured to use RADIUS for authentication or authorization. The following are examples of configuration where RADIUS is enabled for authentication or authorization:

```
aaa authentication login <console/default> group radius
aaa authentication login <console/default> group RAD-GRP*
aaa authorization commands all default group radius
aaa authorization exec default group RAD-GRP*
```

* where RAD-GRP is a group of radius servers configured using the “**aaa group server [name]**” command

Next, if EOS has the above configuration, it is affected if RadSec is not enabled. The following show command shows a RADIUS server that is not using RadSec:

```
switch>show radius
RADIUS server          : 5.4.3.2, authentication port 1812, accounting port 1813
  Messages sent:      0
  Messages received:  0
  Requests accepted:  0
  Requests rejected:  0
  Requests timeout:   0
```

A RADIUS server that is using RadSec will have an SSL profile associated with it, for example:

```
switch>show radius
RADIUS server          : 1.2.3.4, TLS port 2083
SSL profile            : foobar
  Messages sent:      0
```

```
Messages received:      0
Requests accepted:     0
Requests rejected:     0
Requests timeout:      0
```

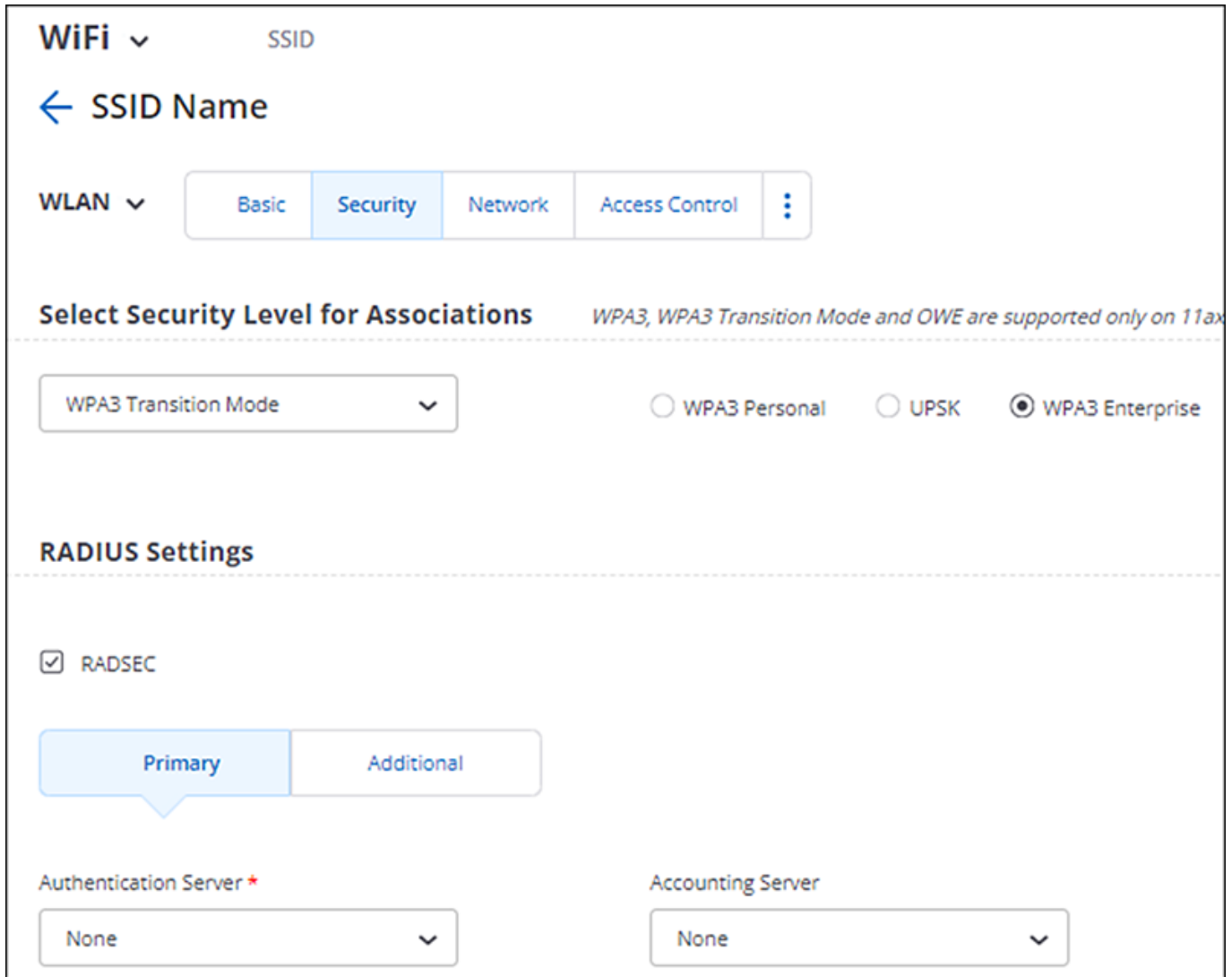
In this case, the configuration is not vulnerable since it is using RadSec. The portions that indicate this have been highlighted in yellow.

Arista Wireless Access Points

Wireless AP's are affected if they are using RADIUS and RadSec is not enabled. In the following screenshots, RadSec is enabled, so the configuration is not vulnerable. If the RadSec boxes are not checked but RADIUS is being used, then it is vulnerable.

The screenshot displays the configuration interface for RADIUS profiles. At the top, there is a 'Network Profiles' dropdown menu and a 'RADIUS' button. Below this, a back arrow is followed by the title 'RADIUS Server Name'. The main configuration area includes a text input field for 'RADIUS Server Name*'. Below that is a section for 'IP Address/FQDN*' with a corresponding text input field. The 'RADSEC' status is set to 'ON' via a radio button, with 'OFF' also available. The 'RADSEC Port*' is set to '2083' with a range of '[1-65535]'. At the bottom, there is an 'Add CA Certificate' button and a 'Certificate Tag*' dropdown menu.

In the above screenshot, “RADSEC” is “ON”, so not vulnerable. If the “OFF” circle is selected, then it is vulnerable.



In the above screenshot, the RADSEC box is checked, so it is not vulnerable. If it is unchecked, then it is vulnerable.

Arista DMF/CCF/MCD

DMF and related products are affected if RADIUS is configured as the authentication or authorization provider, for example with this configuration:

```
analytics-1(config)# radius server host 192.168.17.101 key admin
analytics-1(config)# aaa authentication login default group radius local
```

Cloudvision products

CloudVision CUE, virtual appliance or physical appliance

CloudVision CUE On-Prem is affected if RADIUS is being used as in the below screenshot.

User Accounts ▾

Users

LDAP

RADIUS

Certificate

Account Suspension

RADIUS Authentication

▼ Authentication

Primary Server

Secondary Server

IP Address/Hostname *

10.86.32.17

Port *

1812

[1 - 65535]

Shared Secret *

.....

Test

The RADIUS server is reachable.

RADIUS users log in to the WiFi server using *

CLI

UI

Vendor Specific Attributes

Use the following default values when vendor specific attributes are not defined for RADIUS server.

Allow CLI Access

Allow UI Access

Role

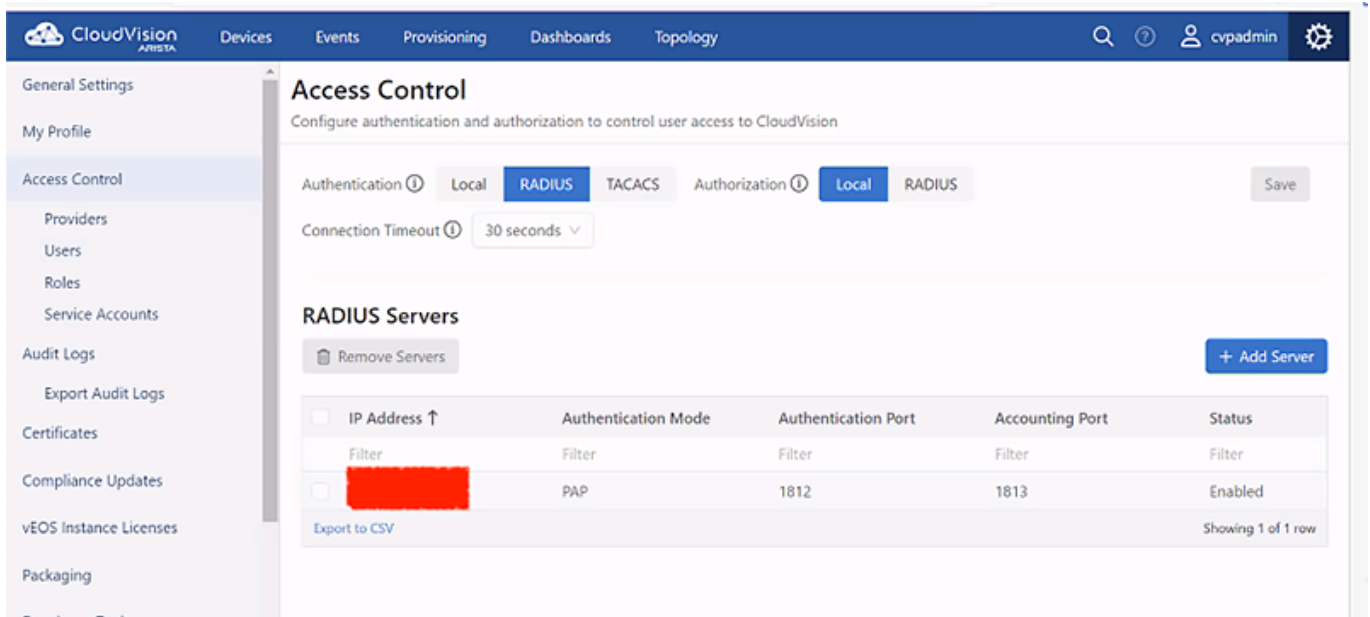
Administrator

UI Allowed Location

//Locations

CloudVision Portal On-Prem

CloudVision Portal is affected if RADIUS is being used as in the below screenshot.



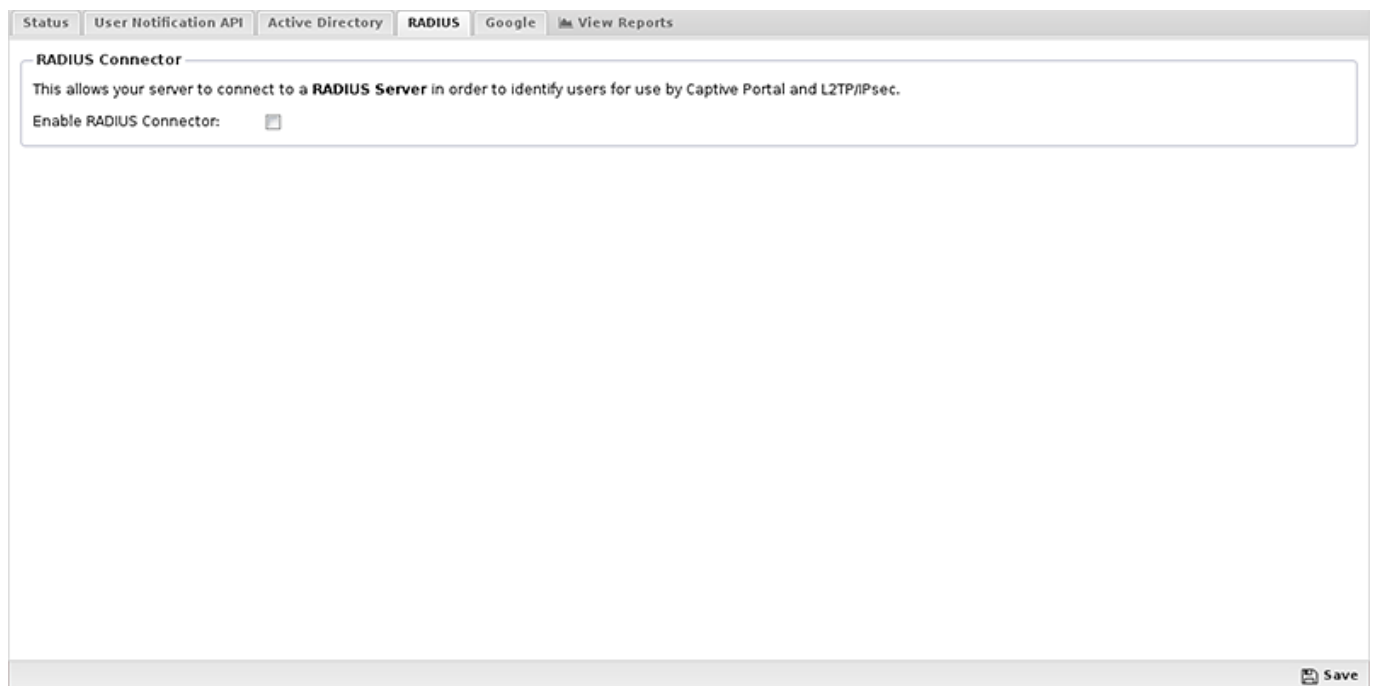
Arista 7130 Systems running MOS

MOS is affected if RADIUS is configured as the authentication or authorization provider, for example with this configuration:

```
hostname(config)#radius-server host 192.0.2.1 key 7 15060E1F10232523796166
hostname(config)#aaa authentication login default group radius local
```

Arista Edge Threat Management - Arista NG Firewall

NG Firewall is affected if RADIUS is configured as the authentication or authorization provider, for example if the “Enable RADIUS Connector” box is checked:



Indicators of Compromise

Successful exploitation of this vulnerability can allow an attacker to authenticate or give authorization to any user. Any logs that indicate unexpected authentication or authorization can be used as an indicator of compromise.

Mitigation

Mitigation across all of the products is as follows:

1. If the use of RADIUS is desired for authorization or non-EAP authentication, use RadSec if available on that product.
2. If RadSec is not available, and RADIUS is not a requirement, use a different authentication provider such as TACACS+. TACACS+ should be run inside a secure transport such as an SSH Tunnel.
3. If RADIUS is a requirement and RadSec is not available, the network should be secured to prevent unauthorized users from snooping network traffic. For example, networking equipment should be physically secured and all RADIUS traffic should use a dedicated management VLAN.

Specific configuration for affected products is listed in the following sections:

Arista EOS-based products (versions 4.26.2+)

In EOS versions 4.26.2+, RADIUS over TLS is supported. The workaround is to enable it for each RADIUS server configured using the following configuration:

```
radius-server host <hostname/IP> tls [ssl-profile <profile-name>]
```

For more information about configuring RADIUS over TLS on EOS see [EOS 4.26.2F TOI: RADIUS over TLS](#)

Arista EOS-based products (versions < 4.26.2)

In EOS versions before 4.26.2, RadSec is not supported. Please review the above mitigations for alternative options.

Arista Wireless Access Points

Please see [Enable RadSec](#) for information on how to configure RadSec for WiFi AP's.

Arista DMF/CCF/MCD

DMF and related products do not support RadSec. Please review the above mitigations for alternative options.

For more information about TACACS+ in Arista DMF products see [DANZ Monitoring Fabric Deployment Guide](#).

Cloudvision products

CloudVision CUE, virtual appliance or physical appliance

CloudVision CUE On-Prem does not support RadSec. Please review the above mitigations for alternative options.

CloudVision Portal On-Prem

CloudVision Portal On-Prem does not support RadSec. Please review the above mitigations for alternative options.

Arista 7130 Systems running MOS

MOS does not support RadSec. Please review the above mitigations for alternative options.

Arista Edge Threat Management - Arista NG Firewall

NGFW does not support RadSec. Please review the above mitigations for alternative options. Alternate methods for directory connector can be found here: https://wiki.edge.arista.com/index.php?title=Directory_Connector

Resolution

CVE-2024-3596 has been fixed in the following product releases:

Arista EOS-based products

- 4.34.1F and later releases

For all other products and releases, please review the mitigation section for solutions.

References

- <https://www.blastradius.fail>
- <https://datatracker.ietf.org/doc/draft-ietf-radext-deprecating-radius/>

For More Information

If you require further assistance, or if you have any further questions regarding this security notice, please contact the Arista Networks Technical Assistance Center (TAC) by one of the following methods:

Open a Service Request

Contact information needed to open a new service request may be found at:
<https://www.arista.com/en/support/customer-support>